


EASY METHOD



6 SKETCH GUIDES *to draw* CHRISTMAS

STEP BY STEP

Marie-Eva Peltier ©

ARTISTE ILLUSTRATRICE

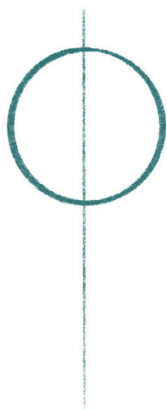


+ Gingerbread man

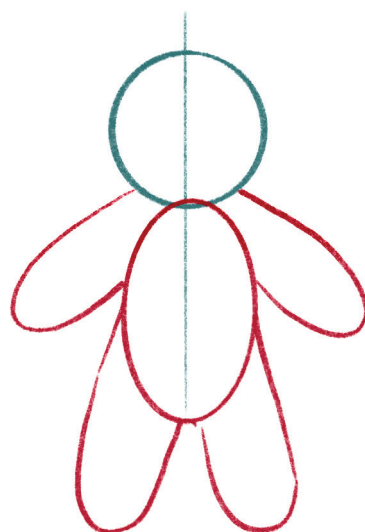
DIFFICULTY



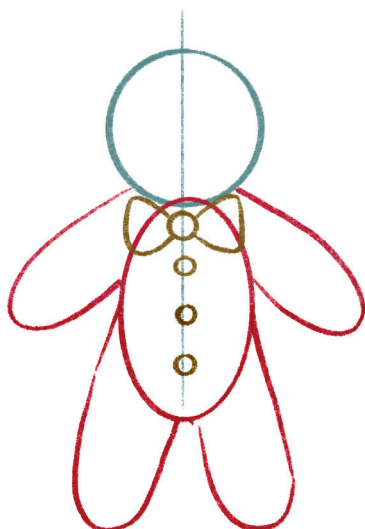
①




②




③




④



⑤



⑥



+ Candy cane

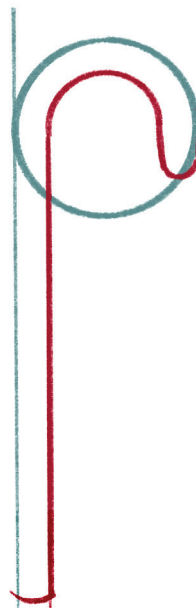
DIFFICULTY



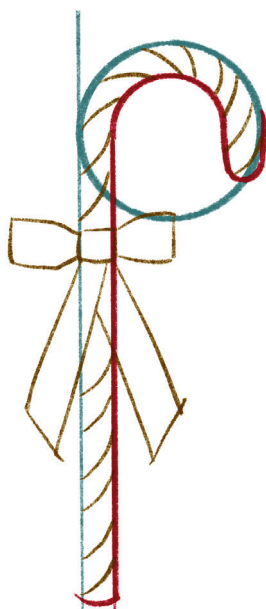
①




②




③




④



⑤



⑥




+ Christmas bauble

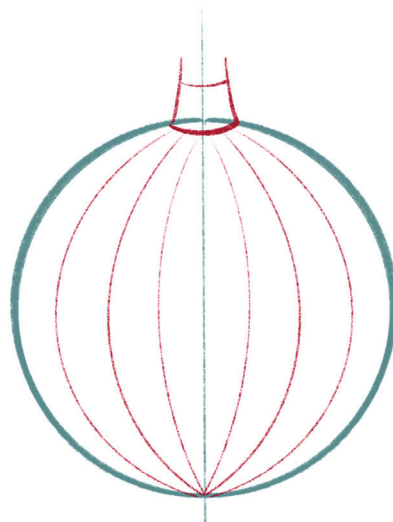
DIFFICULTY



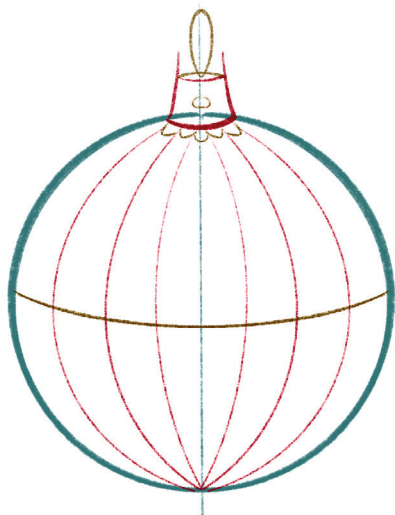
①




②




③



④



⑤



⑥



+ Reindeer

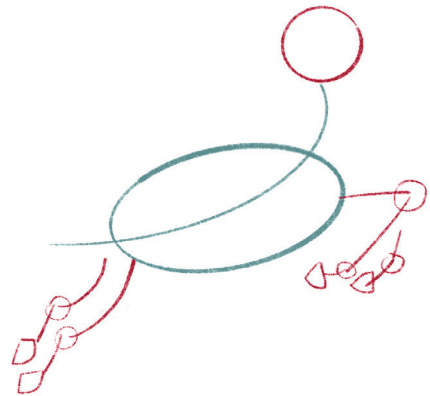
DIFFICULTY




①



②



③



④



⑤



⑥

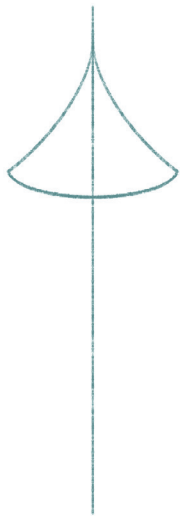


+ Christmas tree


DIFFICULTY




①




②




③



④




⑤



⑥





Marie-Eva Peltier[©]

ARTISTE ILLUSTRATRICE

WWW.MARIEEVA-ILLU.COM

© 2025, Marie-Eva Peltier Desmons. All rights reserved.

All visuals, texts, and elements contained in this file are protected by copyright law.

You are not authorized to:

- share, publish online, resell, or distribute this file;
- use the illustrations, drawings, or texts for commercial, editorial, or promotional purposes;
- reproduce the designs for resale or for use in workshops, classes, or training courses without prior written permission.

Any copying, distribution, or use of this content without the author's prior written consent constitutes a violation of intellectual property rights. The purchase of this file grants strictly personal and private use only.

